

Product Datasheet

Conference Center



Directory

- Phone Directory
- Jabber UDS Server
- Web Directory
- IPS Popup / Reverse Lookup
- Personal Directory
- H350 Video Conf directory
- Corporate Speed Dials
- ClickNDial

Alerting

- Voice Alert
- IPS Pager

Admin tools

- Morning Check
- Phone Remote
- Phone Robot
- Provisioning
- Phone Deployment
- CMS Admin & Selfcare
- Extension Mobility Report

Manager Assistant

- IP Phone / Jabber Interface

Productivity tools

- IPS Phone Config
- IPS Alarm Callback
- IPS Lock
- Wakeup Call
- Missed Call Alerter
- Conference Center
- Busy Alerter Callback
- Desktop Popup
- Finesse Gadgets
- Spark Bot

Attendant Console / IVR / Group

- Tannounce
- Line Group Manager
- Silent Monitoring

Extension Mobility tools

- TSSO
- Delog / Relog
- Pin & Password Manager

Recording

- Call Recording
- Recording Notification

1 Conference Center description

1.1 Product Overview

Telisca Conference Center is a Web based audio and video conferences organization tool. It secures and schedules Cisco Unified Communications Manager conferences. This application makes use of audio and video conferences bridges resources available in the CUCM cluster and on the routers.

Telisca Conference Center is the perfect solution for customers who want:

- more features than Meet-Me conference center
the barebone system shipped with CUCM, doesn't offer any access control nor any user-friendly booking interface
- more affordable and suited than a full specialized Conferencing solution
which could be quite expensive (in price and resources) and do more than what is really needed

telisca Conference Center offers the following features:

- Booking web interface with available resources monitoring
- Jabber client compatible
- Attendees email invites
- Addin for Outlook 2016, 2019 and 2021.
- Uses the resources from the closest location (costs savings)
- Audio and Video meetings (for video enabled devices)
- Entry, exit, and end of conference notifications
- Usage reports and resources availability control

1.2 Architecture

telisca Conference Center uses available resources on the CUCM cluster and on the Voice Gateways. The conference bridges are managed by the application based on a dynamically created CTI Ports pool. The application allocates meetings ranges depending on the available resources.

telisca Conference Center balances the load on several resources (Voice Gateways) depending on the conference's organizer's location or the selected site if one has been selected. When entering the meeting, the application will check again that enough resources are available.

1.3 User web interface

The meeting booking interface can be accessed with integrated Windows login, PIN/Password or directly in Jabber with automatic user authentication.

CONFCENTER

srv8/CONFCENTER/user/EditBooking.aspx?user=thomas

Applications Outils Commerciaux Skype ERP - CRM Adobe - Gérer votre Microsoft Dynamics

TELISCA TEST

Create conference

←

Date

Duration 00:15

Period None

Site

Title

Organizer's email

Attendee's email + x

Create conference

Web browser user authentication by login + PIN/password

To create a new conference, the user selects the meeting date, start time and duration. It is possible to create a regular meeting daily, weekly and by entering an end date.

Cisco Jabber

arthur@

Rech./Appeler

TELISCA DEMO

Créer conférence

←

Date

Durée 00:15

Périodicité Aucune

Site Ressources Soft

Titre

adent@demo.telisca.loc

Courriel participant + x

Créer conférence

Conference scheduling in Jabber

To automatically send attendees an email invite, a conference title and a list of recipients can be entered. The previously used email addresses are accessible by auto-completion.

Conference Center generates a unique access code displayed on screen and sent by email to the organizer and all attendees.

TELISCA DEMO

Liste conférences

	Date	Heure	Code
 	14/03	17:00	1295
 	15/03	09:00	4631
 	15/03	18:00	5740

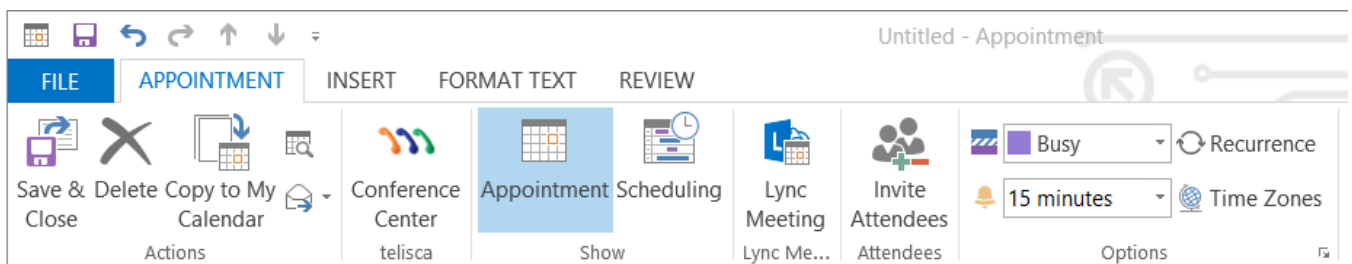
Créer conférence

The user's list of created conferences with their access codes in Jabber

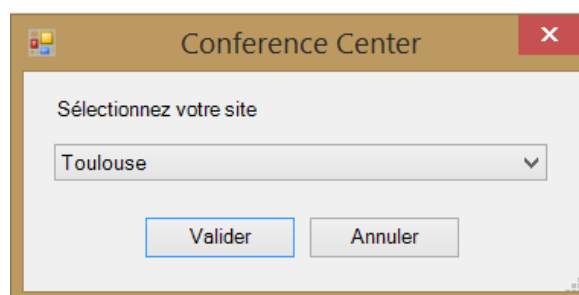
The list of upcoming conferences is displayed immediately after the creation, with the option to cancel a conference or create a new one. The deletion of a conference sends a cancellation email to the attendees.

1.4 Outlook addin



An Outlook addin adds a new button on the appointment context bar from which the user can add a conference call reservation.



The user can select a site which will be memorized for future use. Depending of the selected sites, the conference will use the closest audio resources available.



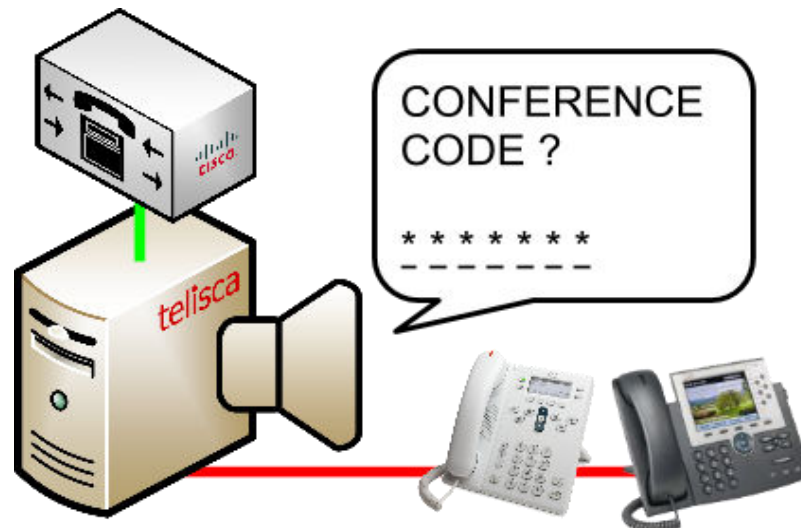
The application adds a text to the appointment/meeting description to provide the phone number to call and the reservation code to enter.

Subject	[Conférence téléphonique] Présentation Conference Center		
Location	[Conférence téléphonique]		
Start time	jeu. 16/01/2014 	11:00 ▾	<input type="checkbox"/> All day event
End time	jeu. 16/01/2014 	12:00 ▾	

To connect to the conference, please dial 90000, then enter reservation code 509996.

1.5 Accessing a conference

Users access the conference by calling the telisca embedded audio server. It is accessible internally and/or externally. The users then enter the conference code. This code is made of 6 digits by default, is only valid during the meeting (with a configurable margin before and after). If the code is validated, the user enters the conference.



Invitees call the audio bridge and have to type the conference code before being allowed in

An audio message is played on a user's entry and exit to notify all the participants.

When the conference is about to end (the setting is 10 minutes by default) an "close to end of conference" audio message is played and then immediately before automatically closing the call at the end.

1.6 Administration interface

The administrator can create unlimited conferences with the same PIN code.

Unlimited conferences

Description	# attendees	Site	Code	Delete
DSI Crisis Meeting Add	6	SITE2	957 057	Delete

The number of available conference resources per sites (Voice Gateway and CUCM) can be configured from the telisca framework web administration. These sites can match different Device Pools. If a site becomes unavailable, a backup site can be defined. This mechanism reduces costs by always trying to match the closest available geographical location for the callers.

☰ **telisca**

- Dashboard
- Global configuration
- Support
- Attendant Console
- Conference Center
- Conference Center
- Authent./Design
- Sites/CTI Ports
- Unlimited conferences
- Booking Report
- Usage Report
- Reporting
- Silent Monitoring
- Desktop Popup

Home / Conference Center / Sites/CTI Ports

Conference CTI Ports prefix *

CTI Port display name

CTI ports directory numbers range begin *

CTI ports directory numbers range end *

CTI port's line partition

		# Site	Site	# Audio server	Total conf. Res.	Nb. max. conf.	Max. user / conf	Alternate site	Device Pool
Edit	Delete	367B43	ISSY	+33972385399	32	4	8	367B51	DP_PARIS
Edit	Delete	367B51	BRIGHTON	+4478965452351	24	3	8	367B43	DB_BRIGHTON

[Add](#)

The sites definition screen in telisca administration interface

Reservation and usage reports, with threshold colors, helps the administrator checking enough audio resources are available.

Site: Resources Soft Display statistics for site Show meetings of selected day

Max Number of conferences 2
Max Number of ports 20

		8	9	10	11	12	13	14	15	16	17	18
Monday 05	Max. Num. Meet.											
	Nb of particp by meet.											
	Max number of port											
Tuesday 06	Max. Num. Meet.		1	1								
	Nb of particp by meet.		2	2								
	Max number of port		3	3								
Wednesday 07	Max. Num. Meet.		1	1								
	Nb of particp by meet.		2	2								
	Max number of port		3	3								
Thursday 08	Max. Num. Meet.	1	1	1	1	1	1	1	1	1	2	1
	Nb of particp by meet.	2	2	2	2	2	2	2	2	2	2	2
	Max number of port	3	3	3	3	3	3	3	3	3	4	3
Friday 09	Max. Num. Meet.	1	2	2	1	1	1	1	1	1	1	1
	Nb of particp by meet.	2	2	2	2	2	2	2	2	2	2	2
	Max number of port	3	6	6	3	3	3	3	3	3	3	3
Saturday 10	Max. Num. Meet.	1	2	2	1	1	1	1	1	1	1	1
	Nb of particp by meet.	2	2	2	2	2	2	2	2	2	2	2
	Max number of port	3	6	6	3	3	3	3	3	3	3	3
Sunday 11	Max. Num. Meet.	1	2	2	1	1	1	1	1	1	1	1
	Nb of particp by meet.	2	2	2	2	2	2	2	2	2	2	2
	Max number of port	3	6	6	3	3	3	3	3	3	3	3

1.7 Requirements

Supported Cisco CUCM:

- CUCM version 10.5, 11.5, 12, 12.5, 14

Available on private cloud company.telisca.cloud

On premise installation:

Windows servers supported:

- Windows Server 2012 R2 Essentials or Standard
 - Windows Server 2016 Essentials or Standard
 - Windows Server 2019 Essentials or Standard
 - Windows Server 2022 Standard
-
- Minimum configuration: 1 vCPU, 4GB RAM, 70GB disk
 - Virtual Machine VMware vSphere, Hyper-V or Cisco UCS, Cisco UCS-E