

# Product Datasheet

---

## Applications for Cisco Video Endpoints



# 1 Cisco Video Endpoints applications

## 1.1 Overview

telisca propose a new suite of applications for Cisco Video Conference Endpoints.

These applications are displayed on Cisco Touch 10 control panel and benefit from Cisco Collaboration Endpoint APIs.

The first version available includes:

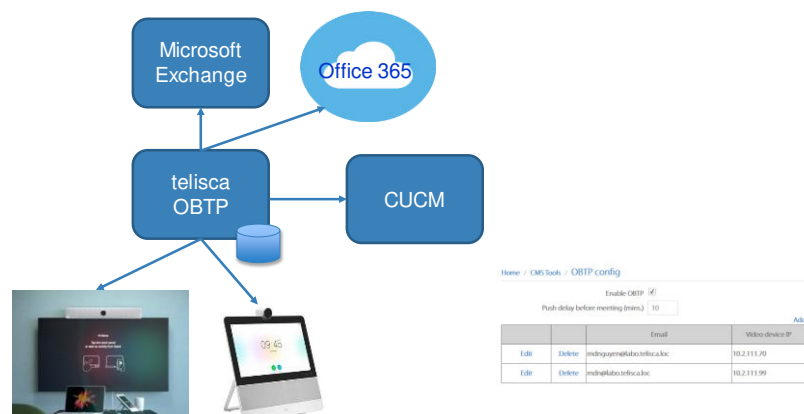
- One Button to Push (OBTP) synchronisation with bookings in Exchange,
- Room usage statistics including survey's statistics,
- From the panel you can display bookings for that meeting room for that day,
- Book on the fly if the room is available,
- Access Speed dials via the panel,
- IPS Global Directory search facility from the panel,
- Endpoint provisioning,
- IPS Manager Assistant UX.

## 1.2 OBTP (One Button To Push) synchronize with bookings on Microsoft Exchange

The OBTP application can push a button on the video screen which allow by a simple click to enter the video conference. The button can be pushed at the exact time the conference should start or a few minutes before.

Usually, the video terminals as well as the meeting room is associated to a dumb Active Directory user. When booking a video conference, this user is booked as well in Microsoft Exchange for the meetings. The booking then includes the Endpoint's URI to start the meeting.

This application browses periodically Microsoft Exchange for the defined end users. When it detects a meeting with an URI it is able to display an OBTP on the associated video terminal.



The administration allows to associate the video terminals to the Microsoft Exchange users.

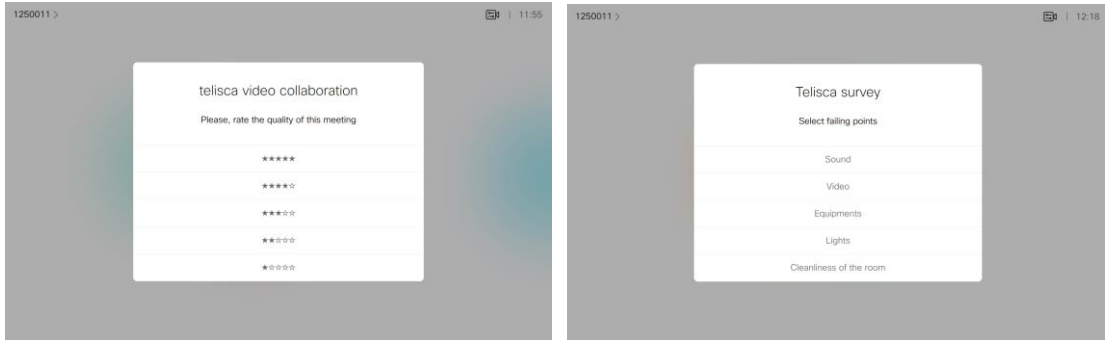
## 1.3 Usage statistics and survey

This application provides usage and survey statistics of Cisco Video Endpoint by :

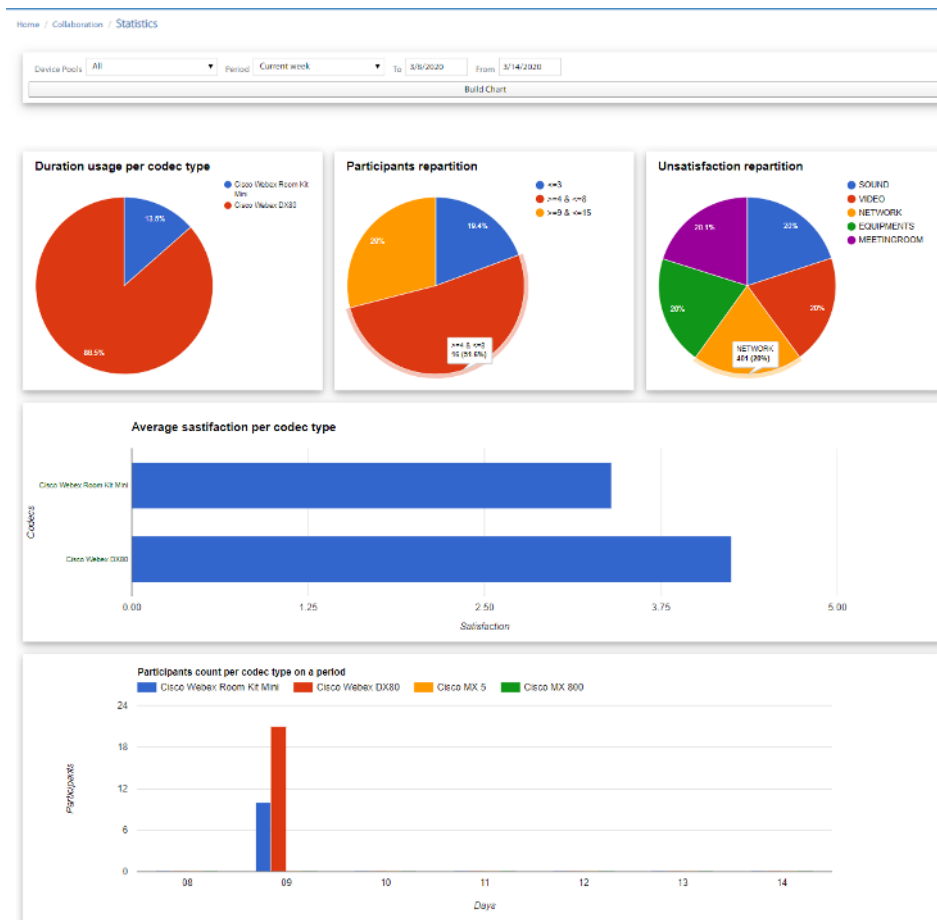
- Dates,
- Duration,
- Site (related to device pool),
- Endpoint model,
- # of participants (\*),
- Survey's answer.

*Note: Le number of participants is provided by the Roomkit API based on face detection. Some of the terminals does not support it even with the required 9.6 firmware version.*

A survey defined by the administration is displayed on the Touch 10 control panel at the end of the video conference. The user has to choose a notation between 1 and 5. If the first answer is not the top one, a sub-question can be pushed.

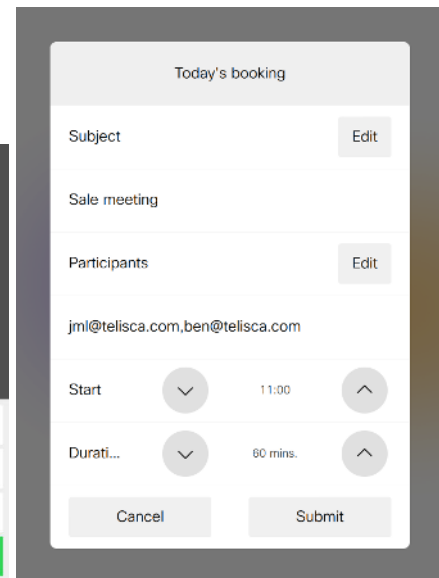
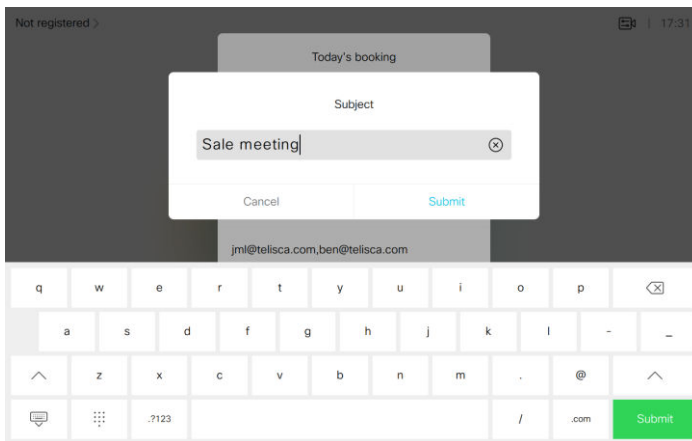
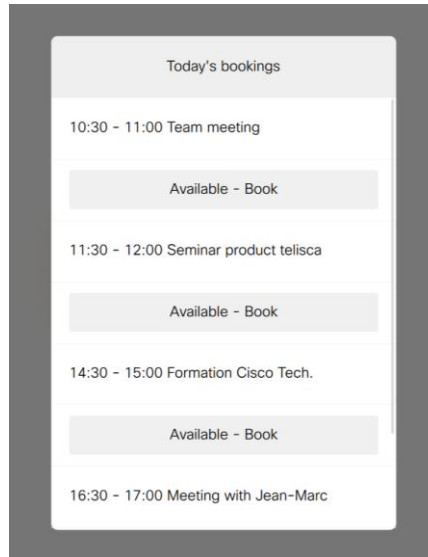


The application Web Interface allows to display different reports and graphics showing duration, # of participants, survey notation, by model, time and site.



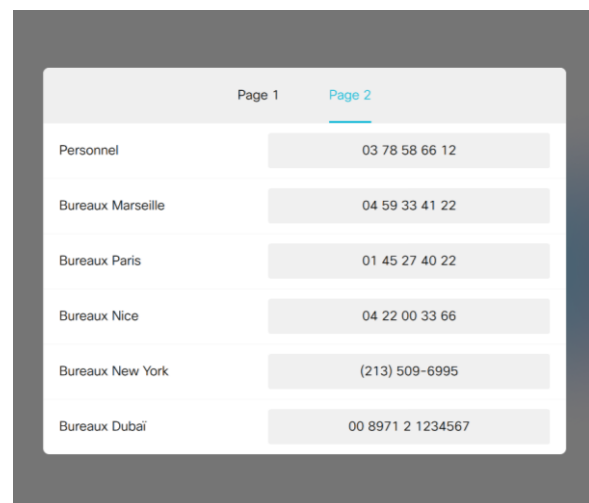
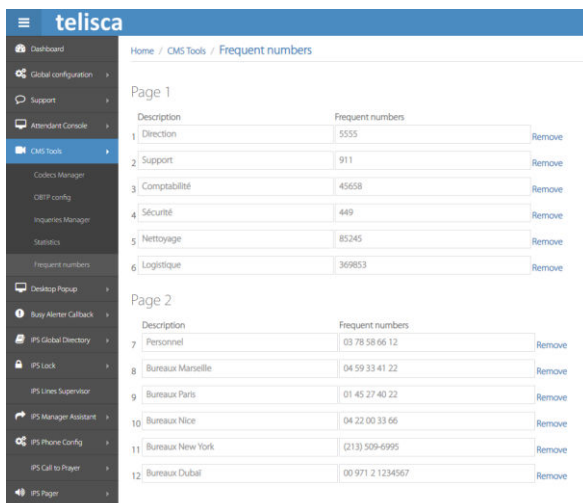
## 1.4 Display bookings of the day & book on the fly

A user that sees the meeting room is vacant can display on the Touch 10 panel the different booking of the video Endpoint for the current day. If it is available, he can book it on the fly. The booking will be added to Microsoft Exchange. He can also add participants that will receive the invitation.



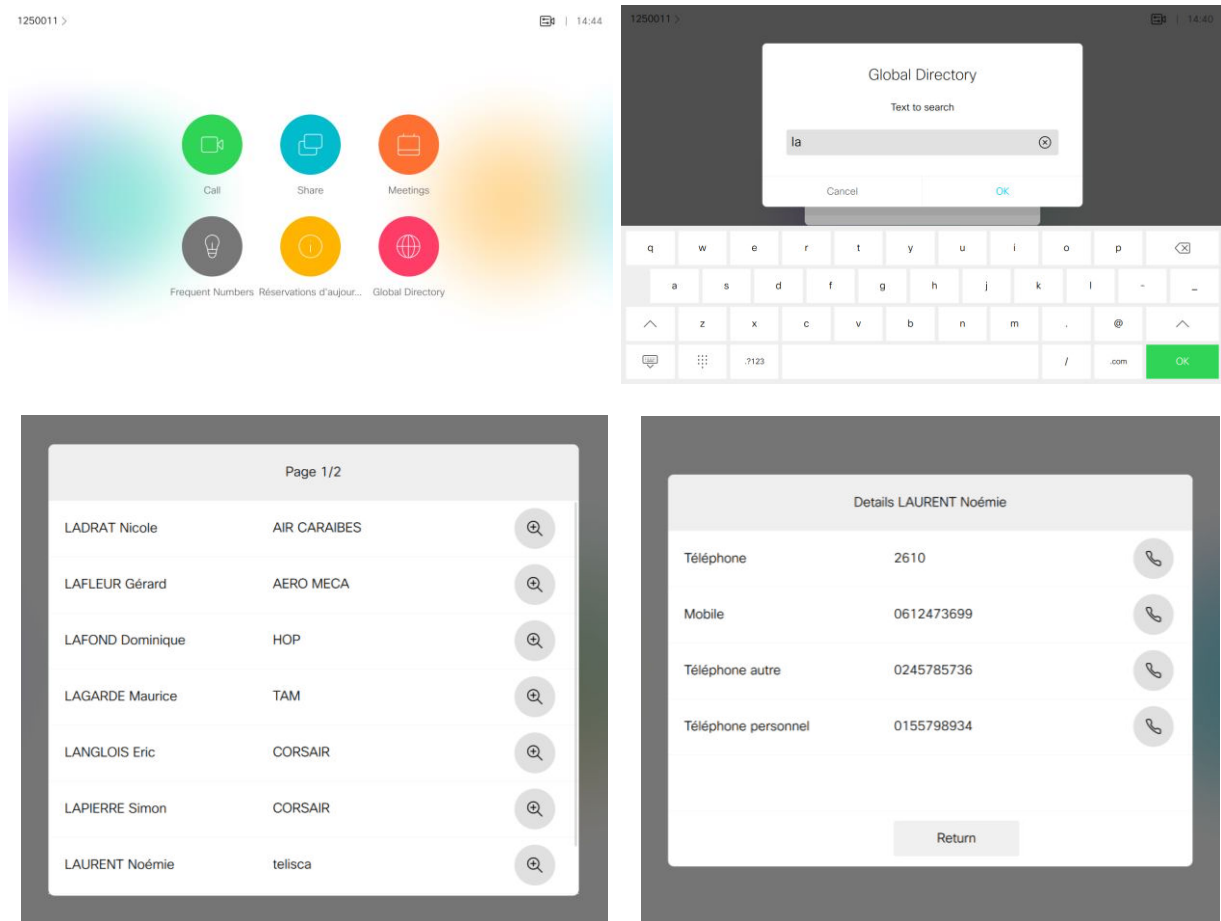
## 1.5 Create speed dials

The administrator can define two pages of speed dials that are displayed on the Touch 10 control panel. These speed dials can be used to dial other video Endpoint or IP phones, for example for support.



## 1.6 Search from telisca IPS Global Directory

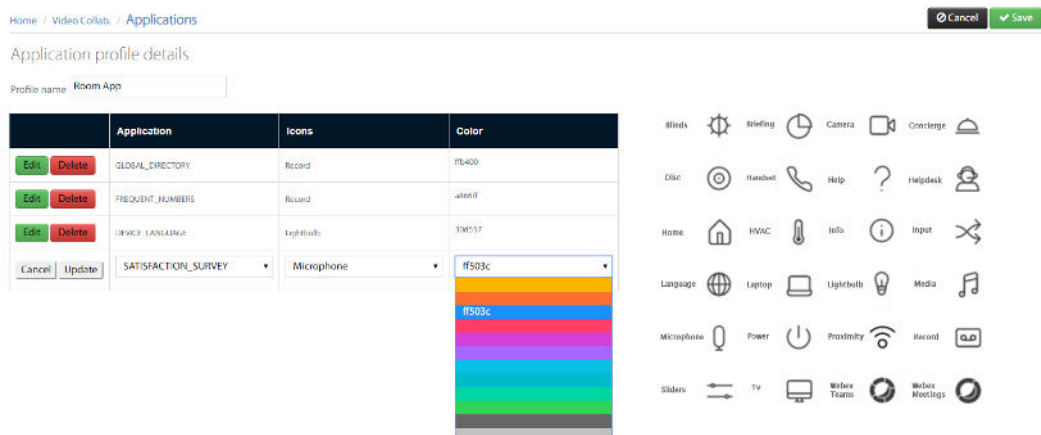
The users can search from the Touch 10 panel in a directory hosted by telisca IPS Global Directory. A list of contacts is displayed and the detail of the contact can be displayed with several directory number. An audio or video call can be dialed by clicking on the icon.




## 1.7 Endpoints provisioning

The administrator can retrieve the endpoints connected to CUCM and complete authentication parameters. Or the endpoints definition can be loaded from an external file.

The applications can be grouped by layout's profiles with a selected list of icons and colours. The profiles can be associated to the Endpoints.

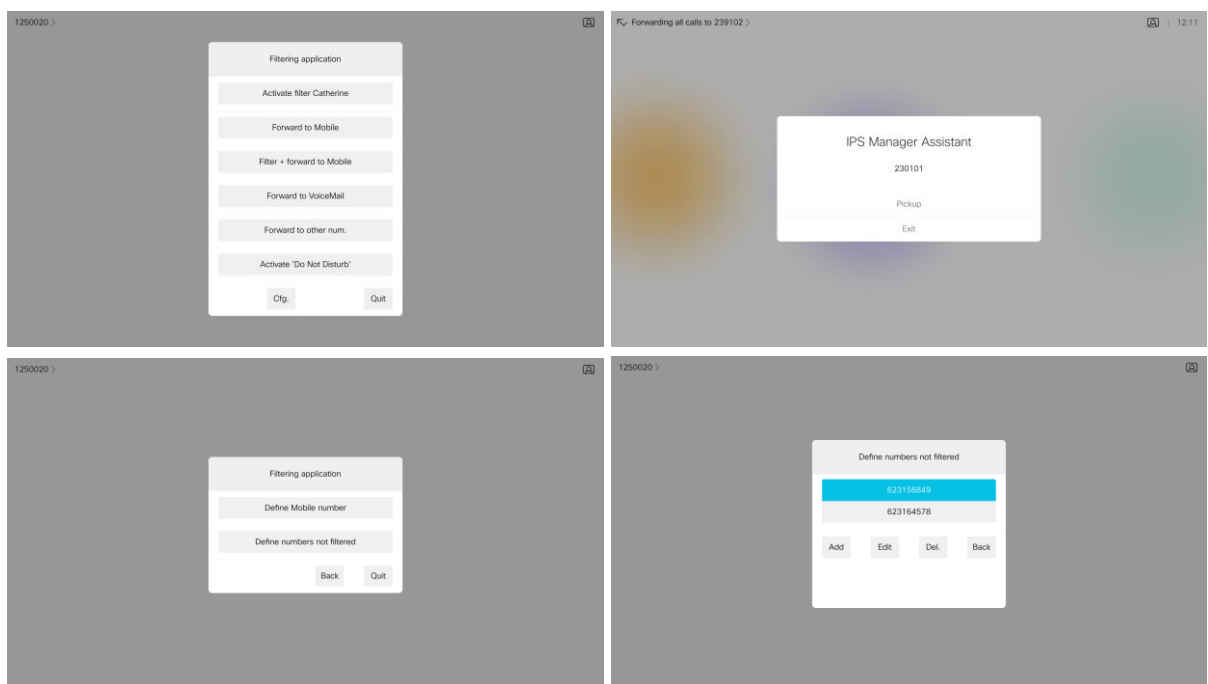


The application then pushes the layout menu to the selected endpoints and they are displayed on the Touch 10 panel.



## 1.8 IPS Manager Assistant UX

IPS Manager Assistant users can benefit of a new user interface on DX 70 & DX 80. It offers the same features already available on IP Phone or Cisco Jabber.



## 1.9 Requirements

Supported Cisco CUCM:  
CUCM version 10.5, 11.5, 12, 12.5, 14

Supported video endpoints:  
 DX Series: • DX70 • DX80  
 MX Series: • MX200 G2 • MX300 G2 • MX700 • MX800  
 SX Series: • SX10 Quick Set • SX20 Quick Set • SX80 Codec

Room Series: • Room Kit • Room Kit Mini • Codec Plus 1 • Codec Pro 2 • Room 55 • Room 55 Dual • Room 70 • Room 70 G2  
Webex Boards: • Webex Board 55 and 55S • Webex Board 70 and 70S • Webex Board 85S

Firmware: 9.6 minimum (9.8 for OBTP via ExpressWay & WebEx boards).

**Available on private cloud company.telisca.cloud**

**On premise installation:**

Windows servers supported:

- Windows Server 2012 R2 Essentials or Standard
  - Windows Server 2016 Essentials or Standard
  - Windows Server 2019 Essentials or Standard
  - Windows Server 2022 Standard
- 
- Minimum configuration: 1 vCPU, 4GB RAM, 100GB disk
  - Virtual Machine VMware vSphere, Hyper-V or Cisco UCS, Cisco UCS-E